
Martin's Edition



A Newsletter for the Village of Martin's Additions to Chevy Chase




NOTES FROM THE CHAIRMAN

Happy New Year! It is hard to imagine how quickly 2009 has passed! It's suddenly time to look down the list at the things that the Village will be taking on early in 2010.

There are a number of exciting projects coming our way. As explained in this newsletter, the Village will purchase larger wheeled recycling bins that are truck-ready for recycling pick up. We are pleased that through our recycling contractor, Waste Management, we can maximize our recycling effort with *single-stream recycling*. Many of our residents have already taken this opportunity very seriously and are filling everything they can find—clothes baskets, wheelbarrows, etc—on recycling day. You have no doubt also noticed this is not the most effective way to keep the village clean and tidy on recycling day, nor is it the best way to make it easy to recycle additional materials. The larger, lidded bins will enable residents to mix their recycling materials and get more materials to the curb in a much easier fashion. Residents have an option on the size of the recycling container they would like, so please pay particular attention to the order form on the back page. The Toters will be specially manufactured for the Village once we have received everyone's order. Samples are available for viewing in the Village Office.



In early 2010 the Village will be forming a Storm-water Management Task Force which will be chaired by Council Member Mike Zielinski. I would urge anyone interested in helping with this effort to contact the Village office for consideration. As with other committees, we will make every effort to have members represent a balanced geographical distribution of the Village.




The Council election cycle is also kicked-off in the beginning of the New Year. Our Elections and Ethics Committee has already planned its first meeting for Saturday, January 16th in the Village Office. Three Council

JANUARY 2010

◆ PLEASE REMEMBER TO SHOVEL YOUR SIDEWALK

Be kind to your neighbors! Sidewalks must be shoveled according to County and Village Code. Fines range from \$500(County) to \$100 (Village).



◆ 25th INCORPORATION ANNIVERSARY CELEBRATION FEBRUARY 14th

Our Annual Winter Gathering at La Ferme Restaurant is a very special one this year. The Village will celebrate its 25th year as a municipality. Mark your calendar now for *Sunday Afternoon, February 14, 2010.*

◆ VILLAGE TO PROVIDE NEW RECYCLING TOTERS®

Be sure to see the article on page 2 and the order form on the back page related to ordering new recycling bins for every household. We will need your order if you are to receive one.

◆ CHRISTMAS TREE PICK-UP

Curbside through Monday 1/25/10



◆ STREET LIGHT OUT?

Please report it to the Village Office at 301-656-4112.

◆ VILLAGE DIRECTORY PUBLISHED

All residents should have received the 2010 Village Directory. Additional copies are available in the Office.



◆ HELP WITH SNOW

Need help with snow removal? Alfonso Prado (240-286-8509) can help with shoveling and plowing. Verges Services (301-942-6666) can help with shoveling. Other service providers are encouraged to make the Village Office aware of their availability.

VILLAGE COUNCIL MEETINGS

January 21st at 7:30 PM. Village Office
Agenda Includes Public Comment on Proposed Ordinance 12-09-1 related to the regulations for dumpsters and PODS.

seats will be up for election this year and the Committee is already building the necessary schedule to assure that all Charter and Code requirements are met. Watch for information on this process both in the newsletter, on the list serv and on our website. Would you like to serve your community in a very special way?

And finally, February 14, 2010 is the 25th Anniversary of the Incorporation of the Village of Martin’s Additions. Save the date as we plan to celebrate at our annual winter event at La Ferme Restaurant! This is a special opportunity to recognize and appreciate the benefits we enjoy as an incorporated municipality and to honor those residents who worked so hard to create this special Home Rule opportunity for us. February 14th will be an opportunity to honor the many people who have made this a great place to live. More information about the festivities will be coming in the next few weeks— but mark the date now. --Richard Krajeck

household orders, (see the order form on the back page of this newsletter) place the order with the manufacturer, have the containers constructed (it can take a month), take delivery from the manufacturer, assemble them and finally deliver them to each household.


The current open blue bin previously supplied by the Village has a 16 gallon capacity. The new containers are being offered in a 32 gallon size (two times the capacity of the old bin) or a 48 gallon size (which holds 3 times the material as the old bin). Only one will be provided



free of charge to each household. The Toters® will be sandstone in color and residents should find them less obtrusive than the bright blue bins. The new Toters® have wheels for easy transport to the curb and covers for weather protection. The old blue bins can continue to be used but will no longer be available through the Village Office.

We are committed to enhanced recycling and we are proud and pleased that our contractor, Waste Management, offers a high level of technology that allows us to use “single-stream recycling” — a fancy term for “you can throw everything into the same bin.” This high level of service allows for easier and more complete recycling and consequently the likelihood that larger containers are needed to accomplish this. Single-stream recycling also helps keep our waste disposal costs down because the more we recycle the less trash goes into our household garbage cans for which a dumping fee must be paid. A list of recyclable items is found in the front of the Village Directory and on the Village website.

Residents have three ways to order a Toter® — by filling out the attached order form and returning it to the office in the enclosed envelope, by email to the office at martinsadditions@verizon.net, or by phone at 301-656-4112. Sample containers are available in the office for viewing during regular business hours. There will be no charge for this new container.



PRELIMINARY AGENDA
 January 21, 2010 Council Meeting
 Call to Order 7:30 PM
 Police Report
 Minutes
 December Financial Report
 FY 2010 Budget Amendments
 Public Comment on Ordinance 12-09-1:
 Dumpsters and PODS
 Citizens Comments
 New Business
 Adjournment

VILLAGE TO PURCHASE NEW RECYCLING BINS

The Martin’s Additions Village Council is excited to announce that after much research we will be offering larger, covered recycling containers, or Toters®, to each household in Martin’s Additions. As much as we wish we could magically have the new containers appear, the process of providing those containers is not a simple one. Your attention and patience is requested We will take individual



BIG SNOW PRESENTS CHALLENGE



Thanks to everyone who pitched in to make the impact of our giant December snow storm somewhat less painful—from the residents who made an extra effort to park their cars off the street to the residents who pitched in with an extra shoveling hands for their neighbors to residents who just added patience and understanding to the whole mix. It made snow removal a bit easier for VMA’s snow contractor, Mark Peyton and crew.

Peyton’s Team deserves and received many kudos for all the hours behind the plow. The biggest challenge was where to put the snow—all 2 feet of it. The plow can only pile the snow so high, and issues of visibility at intersections limit us further. Additionally once the streets were cleared the first time it was difficult to move the remaining piles left behind by parked cars—the snow had turned to mounds of ice. The crews made the best of a difficult situation.

Facing the aftermath of such a storm, trash collection is another challenge. In our case, our contractor, Waste Management, closed down operations completely, so we had no choice but to suspend service. Once Waste Management is actually able to provide the trucks, residents must remember that the men need to be able to get to your trash cans, so be sure to move them out front or shovel a clear path to them. You may want to check on your neighboring senior citizens in these storms to see if they need help getting their trash out.

Recycling too can become problematic. The Village Office made a decision to cancel the recycling pick up the following day for fear that the trucks would still not be able to get through and we would be left with blue bins teetering atop the mounds of snow. Our Recycling Crew tried anyway to get down the streets they were able to access, even though we suspended service--now that is commitment! We were also tested by the quantity of recycling materials at holiday time adding to the complexities of assuring the delivery of thorough and safe services.

No doubt, there were many sore muscles from shoveling tons of snow. Hopefully they were soothed by the spirits of the holiday season. Please remember, if you have sidewalks, to shovel them as soon as you can to make them safe and passable for all residents of VMA.

Thanks and let us hope the rest of the winter will be snow and ice free!



LET IT SNOW, LET IT SNOW...

While forecasting techniques and snow battling methods have improved, Mother Nature apparently doesn’t read plans that well and often fails to follow the script. The DC area often gets several storms at once, with snow here, ice there and rain over yonder. We feel fully prepared for what may come our way this winter, but we’re still keeping our fingers crossed. Here’s some important information:

What does the Village do to be prepared? The Village does everything it can to be prepared to deal with snow and ice that inevitably will stalk us this winter.

- We clean **all the leaves up off the street** before we’ve seen any flakes so that we’re not pushing leaves with the snow.
- The Village **Sand Cans are supplied** with a sand and salt mix and a shovel to be used to help rescue stranded motorists, get you out of your driveway, improve traction on that nasty hill in front of your home. Please be a good neighbor and make sure the lids are tightly on the can so the mixture does not get wet and call the Village Office if the bucket needs to be replenished.
- The plow blades are on the trucks. The tanks are full.
- The sand and salt loading arrangements have been made. We should be “good to go,” as they say.

What can you expect?

- The **plowing will begin** as soon as there is enough snow on the pavement to push (**generally at least two inches**). If the snow is coming down in torrents the plowing will start at about 2-3" accumulation and continue as



(continued on next page)



additional inches of snow fall. The strategy is left to the experience and knowledge of our very able contractor, Mark Peyton.

- **We do not pre-treat our streets with salt.** We may immediately treat the fallen snow with salt and/or sand before there is enough snow to plow. Usually two to three inches are required before we actually begin to plow to improve the traction and reduce sliding.

What can you do to make plowing most effective and life a bit easier?

- **Park your car in your driveway !!** It makes it so much easier, more effective and safer to plow the streets if cars are in the driveway! We can do a much better job clearing your street of snow without maneuvering around parked vehicles. This practice also provides more parking spaces for residents without driveways. Unfortunately, there's little our plow operators can do to keep snow away from your driveway entrance or parked cars.
- **PLEASE keep intersections clear of parked cars if you must park on the street!** The snow plows are BIG and are slowed down (sometimes prevented completely) by cars parked up close to intersections, especially at Summit Avenue and Thornapple Street.
- **Make sure your car is ready** to take on the snowy roads. Check that your battery is charged, you have good wiper blades, good treads on your tires, antifreeze, and at least half a tank of gas.
- **Clear the snow or ice** off the vehicle, including the roof before driving.

Don't forget your sidewalk!

- Your sidewalks **MUST** be shoveled (it's the law in Montgomery County and in Martin's Additions).

Remember, if it snows while you are out of town, your sidewalk still must be cleared, so be sure to make arrangements in advance.



Two sources for shoveling/plowing services are : Verges Services at 301-942-6666 and Alfonso Prado 240-286-8509.

“ALERT MONTGOMERY” FOR EMERGENCY INFORMATION



Residents are encouraged to sign up for direct and timely electronic alerts about severe weather, traffic problems and other emergencies by going to Alert Montgomery at <https://alert.montgomerycountymd.gov>. You can designate for alerts to be sent to one or more of your electronic devices, including cell phones, text pagers, and wireless devices, along with home and work emails.

HOLIDAY FUND A GREAT SUCCESS!



Close to half of all residents of Martin's Additions used the Holiday Fund as a way to say thank you to the men of Waste Management who take care of all our trash, yard debris and recycling throughout the year-Jose and Kevin on the yard debris truck, Marcos and Ronnie on the trash truck, Brian and Jose on the recycling truck. Each of the men received a very nice check just before the holiday. They were delighted and expressed their enormous gratitude to the Village. The generosity of Village residents is outstanding! NO doubt we appreciate them even more during these very cold days!

TOYS FOR TOTS DONATIONS WELL RECEIVED

Many kind and thoughtful Martin's Additions residents pitched in with toy donations via the Marine's Toys for Tots Program for needy children. The convenience of locating a Toys for Tots drop right here in Martin's Additions was evident. Most touching was the children of the community who went out of their way to bring contributions for the other children. A special thank you goes out to everyone. Thanks especially to our Fire Board members for helping get the word out and for transporting the collections to the Chevy Chase Fire House.





**PUBLIC COMMENT ON ORDINANCE 12-09-1
Thursday January 21, 2010**

As a part of the regular January 21st Council meeting, the Martin's Additions Village Council will take public comment at 8:00 PM on proposed ordinance 12-09-1. The subject of this ordinance is:

TO ADOPT PERMIT REQUIREMENTS FOR DUMPSTERS AND PORTABLE STORAGE UNITS AND TO PROHIBIT THE PLACEMENT OF DUMPSTERS AND PORTABLE STORAGE UNITS IN THE PUBLIC RIGHT-OF-WAY.

If adopted, this ordinance will amend Chapter 7 (Property Regulations) of the Village code of ordinances, as follows. Underline indicates new material. Unchanged material has not been repeated here.

**CHAPTER 7
PROPERTY REGULATIONS**

ARTICLE 1. GENERAL

Section 7-101. Definitions

For the purposes of this Chapter,

- (l) Dumpster: A large container, including, but not limited to, a detached wheeled trailer, designed or used to store rubbish, construction and/or demolition debris, or other material to be discarded.
- (hh) "Portable storage unit" means a large portable container designed or used for the outdoor storage of personal property, including, but not limited to, portable containers that are leased for temporary use.

ARTICLE 2. PROPERTY MAINTENANCE

Section 7-210. Dumpsters and portable storage units.

(a) No person shall place or maintain any portable storage unit or dumpster on public property or in the public right-of-way, provided, however, a portable storage unit may be placed on an unimproved portion of the public right-of-way upon the issuance of a permit by the Village Manager upon such terms or restrictions as the Village Manager deems necessary to protect the public health, safety or welfare, including, but not limited to, a limit on the number of consecutive days a portable storage unit may be placed or maintained in the public right-of-way.

(b) No person shall place or maintain a dumpster or portable storage unit on private property within the Village without obtaining a permit from the Village Manager. The Village Manager may condition such permit upon such terms or restrictions as the Village Manager deems necessary to protect the public health, safety or welfare, including, but not limited to, a limit on the number of consecutive days a dumpster or portable storage may be placed or maintained on private property.

(c) No person shall place or maintain a dumpster on private property within the Village for which a permit is required by this Article unless such person has deposited with the Council a deposit for repairs in the form of a bond, letter of credit or other security in such amount and/or form as the Council deems necessary or appropriate to insure the restoration or repair of any damage to the Village rights-of-way, sidewalks, curbs, or roadways and that the placement and use of the dumpster will be in accordance with the terms of the permit issued in connection therewith. The deposit may be applied to repair or correct any damage or injury to public property, including treatment or replacement of Village trees and plantings, as the Village Council in its discretion shall determine. Upon removal of the dumpster or portable storage unit for which the permit was issued, the balance of the deposit, less any amounts retained by the Village pursuant to this subsection, shall be returned to the person who made the deposit.




COUNCIL ADOPTS STANDARDS FOR PUBLIC RIGHT OF WAY

At the November 2009 Village meeting, after taking comment from the public as required by law, the Council adopted an ordinance to clarify the standards related to the care of the public right-of-way by adjoining property owners. The purpose of the ordinance is to codify the long standing relationship between public and private property within our municipality.

The ordinance directs that the portion of the right-of-way located between the private property line and the edge of the paved street be maintained in a safe and sanitary condition. Grass or weeds cannot be allowed to grow within the right-of-way to a height in excess of twelve (12) inches above the ground.

The owner of private property adjoining a public right-of-way cannot place any structure, wall, fence, tree, hedge, shrubbery, or any other plant growth, except low growing plantings, within the right-of-way without a license to use the right-of-way issued by the Village. If such plantings or structures already exist within the right-of-way as of the effective date of this ordinance (December 9th 2009) they may be maintained but not replaced, so long as they do not interfere in any way with pedestrian or vehicular traffic. Such structures and plantings cannot obstruct the view available to pedestrians and vehicular traffic.

The legislation also sets out regulations to help direct the removal of any non-public structure, wall, fence, tree, hedge, shrubbery, or any other plant growth located within the public right-of-way should that be necessary. These items can be removed by and at the expense of the owner and occupant of the abutting private property upon the request of the Village Manager. The cost of any corrective action can be recouped by the Village.



STAY ON TOP OF WEATHER REPORTS AND CLOSINGS

Delays, Closings, & Other Information Due to Winter Storms & Emergencies:

<http://www.montgomerycountymd.gov/mcgtmpl.asp?url=/Content/PIO/emergency/snow.asp>

STAY SAFE IN MARTIN'S ADDITIONS!

♦ Fire Safety Free Smoke Detector Program



One year ago, Montgomery County Fire and Rescue Service (MCFRS) department initiated a proactive fire safety campaign designed to ensure that all county residents have *working smoke alarms* in their homes. How did they accomplish this goal? Every Saturday afternoon, the women and men of MCFRS go to various neighborhoods in their communities knocking on doors, handing out fire safety information, and offering to check residents' smoke alarms. If you are in need of a new smoke alarm or just a new battery, they will install them for FREE! If you are not home you will find a little something on your door knob letting you know they were by with a list of safety tips and a number to call if you would like them to stop by your home on another day to check your alarms.

They have gone into roughly 20% of the homes whose doors they knock on. Of that, roughly 50% of those homes do not have a working smoke alarm! The good news is that they will before the visit is over! Why is it important to have working smoke alarms in your home? About two-thirds of home fire deaths occur in homes with no smoke alarms or no working smoke alarms and they can reduce your risk of dying in a fire in your home by almost half.

Here are some updated numbers (through the end of November 2009) from their door to door campaign: 31,417 homes visited; 972 smoke alarms installed and , 1,119 batteries installed. So there are about a couple of thousand homes in Montgomery County that are now a little bit safer as a result of this important program! Do not wait for them to stop by your home. Take a moment now to "Put A Finger On It" and test your smoke alarms to make sure they are working!

Contact Bill Delaney at 240-777-2448 for more information.

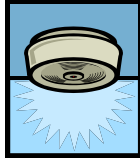
Fire Prevention Tips

- Ensure that space heaters meet the latest safety standards, including having an automatic cut-off device and protective guarding around the heating coils and burners.
- Place space heaters on a level, hard and nonflammable surface, and



keep them at least three feet away from bedding, drapes, furniture and other flammable materials.

- Turn off space heaters when you leave the room or before going to sleep.
- Never use gasoline, charcoal lighter or other fuel to light or relight a fire because the vapors could explode. Keep all flammable materials away from the house.



Carbon Monoxide Safety Cold Weather Risks

Cold temperatures may prompt families to turn to drastic measures to heat their homes. Even traditional alternative heating sources, such as a fireplace or space heaters can be dangerous if not used properly. As temperatures drop in your community, some simple tips can help keep families safer.

Winter months in particular are the peak time for house fires and carbon monoxide poisonings, with most incidents due to improperly ventilated or malfunctioning heating sources. Families can better protect themselves by having working smoke alarms and carbon monoxide alarms on every level of the home and in sleeping areas. In addition, the Montgomery County Fire and Rescue

Service and experts recommend the following heating safety tips:



Carbon Monoxide Prevention Tips

- Do not use kitchen ovens or stoves to heat your home.
- Do not use charcoal or gas grills inside or operate outdoors near a window where CO fumes could seep in through a window.
- Keep chimneys clear of animal nests, leaves and residue to ensure proper venting. Have all fireplaces cleaned and inspected by a licensed professional annually.
- Have a licensed professional inspect heating systems and other fuel-burning appliances annually.
- Have qualified professionals install fuel-burning appliances and operate according to the manufacturer's instructions.
- Do not use unvented gas or kerosene space heaters in enclosed spaces. Keep doors open to the rest of the house to help promote proper ventilation.

- Open the fireplace damper before lighting a fire, and keep it open until the ashes are cool to prevent the buildup of carbon monoxide, especially at night while you sleep.
- Do not run a fuel-powered engine, such as a vehicle or generator, inside the home or in an attached garage or carport. CO fumes can seep into the home through air intake valves, baseboards, doors and windows.

Safety from Fraud

- Sign all credit cards prior to activating them.
- Take only the credit cards you need with you.
- Do not keep check cashing cards in your checkbook.
- Keep purses or bags closed tightly.
- Keep your glove compartment locked or keep your vehicle registration on you as it contains vital personal information.
- When carrying large amounts of cash, keep it in several different places instead of all together.
- Never reveal your social security number to strangers or telemarketers.
- Never throw out anything that contains personal information without destroying it first—thieves search through trash in hopes of finding such material. Though it sounds farfetched it really happens.



Avoid Home Improvement Scams:

- Research and plan your home improvement project.
- Choose a contractor carefully.
- Contact the Montgomery County Office of Consumer Protection at 240-777-3636 or go to the Montgomery County Government website, www.montgomerycountymd.gov and click on "Departments", then click on "Consumer Protection" to find out if there have been any complaints about the contractor.
- Contact the Home Improvement Commission in Baltimore at 410-230-6309 to verify if a contractor is licensed.
- Ask a lot of questions.
- Make sure the contractor provides a Home Improvement Contract and both the consumer and the contractor sign it before work begins or money is paid.





FOOD DONATION PROGRAM UPDATE

If you haven't already contributed to the Village's ongoing food collection project — or even if you have — there will be an easy opportunity for you to do a good deed for our Montgomery County neighbors in need on the upcoming ***Martin Luther King Jr. Day of Service on Monday, January 18th.*** Project organizers Dick and Linda Kirschten, along with their neighbors and Turner Lane Block Captains Mimi and Peter Lara, will set up ***a table outside the Brookville Market*** where you can drop off nonperishable canned and boxed food donations, to benefit

Manna Food Center. If you don't have the time to shop, there will also be a jar for cash donations and the Kirschtens will go shopping for you later in the week for the items most in need at Manna. We'll post approximate hours on the ListServ a day or two in advance.

Just a few days into the New Year, our 2010 effort is already going strong: 194 pounds of food were collected over the final two weeks of December and taken to Manna on January 4th. Last year, the Village's donations totaled 4,045 pounds — more than two tons! Martin's Additions residents should be very proud! But we can't rest on our laurels. Recent USDA figures found that nationally, *the number of youngsters living in homes without enough food soared in 2008 from 13 million (in 2006) to nearly 17 million... and the percentage of households in which food was sometimes scarce spiked from 15.8 percent in 2006 to 21 percent in 2008.* That's more than one in five families! And the pain will continue into this year. According to a late December article in the Post, an estimated 633,000 D.C. area residents — 200,000 of them children — “are experiencing or at risk of hunger” and “nonprofit leaders... are bracing for an even tougher year in 2010.”

If you miss the MLK Day event, you can drop off your contributions year-round in the box at the foot of the stairs to the Village Office or call the Kirschtens at 301-986-5839 for a pick up right at your door. Thank you!

OUT AND ABOUT THE VILLAGE

WELCOME TO...

♦ **Amy Tejral and Mike Smith** moved to **3513 Bradley Lane** in early December from Logan Circle. They both work as lobbyists in Washington and are football rivals—Amy attended the University of Nebraska and Mike attended Notre Dame. They are expecting their first child in June.



♦ Temporary residents at **3408 Bradley Lane** are **Gordon and Andrea Johnson** from California. They will bring their 2 dogs with them. They are renting Susan and Peter Kahn's house from January 1st, until May 31st.

♦ New resident **Mary Beth Donahue** and her daughters Ireland (2) and Bray (8 months) now reside at 124 Quincy Street. They have moved from the area of Chevy Chase, DC.

GOODBYE TO Andrew and Karen Graziani, residents at **3510 Bradley Lane.** They have packed up their four children and headed to the Boston area, where they will be closer to family and be able to enjoy lots of outdoor space and a short commute.

EXCITING 2010 EVENTS WITH CHEVY CHASE@HOME



Welcome to the New Year! A wonderful musical program is planned for January 19, when Section 3 resident, Tim Healy, will be on hand to entertain us with his guitar. Looking ahead to February 2, CC@H will be adding an exciting new feature called “Myself Growing Older: Stories and Reminiscences” where you will have the opportunity to share your own memories with the group. We hope you can join the group for some or all these events.

The Tradesmen's Committee is looking for the names of area experts in all the skill areas required to keep up an aging residence — excellent plumbers, carpenters, electricians, etc. And the Volunteer Services Committee would love to hear from more neighbors willing to volunteer their skills and time. If you have tradesmen's names, please contact Naomi Kaminsky at gruffian@verizon.net. To volunteer, please e-mail Joan Urban at JBUMoscow@aol.com.

SHARE WHAT YOU NO LONGER NEED

A Wider Circle charity, located in Bethesda, is delighted to have your household goods. They will pick up items. Call **301-657-1010** to donate; visit www.awidercircle.org to learn more.



INCOME TAX TIME... DON'T FORGET WHERE YOU LIVE

As a municipality in the State of Maryland, the major source of revenues for the Village of Martin's Additions is our share of income taxes which every resident pays to the state. In order for us to receive this revenue sharing, you must write "*Martin's Additions*" in the box marked "City, town or taxing area" on your Maryland Income Tax Form 502. This assures that a portion of your tax dollars comes back to the Village (as contained in State law), to provide you with services. This money helps support our municipal budget for trash collection, recycling, leaf collection, street cleaning, snow removal, tree care, and the many other municipal services that are administered by the Village of Martin's Additions. Don't give those revenues away! You have much more control over how these tax dollars are spent right here in your Village and for your direct benefit.

FORM
502


MARYLAND
RESIDENT INCOME TAX RETURN

OR FISCAL YEAR BEGINNING

2006, ENDING

SOCIAL SECURITY #		SPOUSE'S SOCIAL SECURITY #	
Your First Name	Initial	Last Name	
Spouse's First Name	Initial	Last Name	
PRESENT ADDRESS (No. and street)			
City or Town		State	Zip Code
Name of county and incorporated city, town or special taxing area in which you were a resident on the last day of the taxable period. (See instruction 6)		Maryland county	City, town or taxing area <i>Martin's Additions</i>

GET IN THE LIST SERV LOOP!



Sorry that you missed the trash collection notice? Then it's time to join the Village of Martin's Additions List Serv. Here is how to do it: Go to our list serv home page at

<http://groups.google.com/group/martins-additions-chevy-chase>. Follow the directions to become a member (click on the box that says "I wish to become a member"). This will walk you through a few steps (you have to set up a Google account and password) and trigger a request to the List Serv Manager who will give clearance to your email address. You'll be notified via email that you are a member and you will start receiving notices that are posted on the list serv by the Village Office and residents.

If you want to use the List Serv (send out a message), you can use the email address shown at the end of this sentence, or even easier, put "List Serv" (or whatever you'd like to name the Village of Martin's Additions List Serv) in your contact list and add the email address of martins-additions-chevy-chase@googlegroups.com.

When you want to send an email to the List Serv group of Martin's Additions residents you just call up "List Serv" like you would any other contact you wish to send an email and prepare your message.

BULK TRASH PICK UP DATES

(The second Saturday of each month)

January 9, 2010

February 13, 2010

March 13, 2010

VILLAGE COUNCIL AND STAFF

Council Chairman

Richard Krajeck 301-654-3663
3500 Bradley La rkrajeck@hotmail.com

Council Vice-Chair

Noell Sottile 301-654-7898
3508 Cummings La. nonesings@hotmail.com

Council Treasurer

Chris Mueller 301-718-9687
3509 Shepherd Street
christophjmueller@yahoo.com

Council Secretary

Larry Wasson 301-652-5122
7223 Delfield St.
lwasson@affiliatedinspectors.com

Deputy Vice-Chair

Michael Zielinski 301-654-1748
3418 Turner Lane mzatvma@gmail.com

Village Office 301-656-4112

Jean Sperling, Manager FAX 301-656-0030
Deb Schmal, Assistant Manager
martinsadditions@verizon.net
www.martinsadditions.org

VILLAGE MEETINGS

Council meetings are held every **third Thursday of the month at 7:30 pm** in the Village Office located at 7013 B Brookville Road. The Meeting Agenda is posted on the Village Bulletin Board outside the Brookville Supermarket prior to the meeting and on the website. A complete copy of meeting minutes are available in the Village Office, posted on the bulletin board and available at www.martinsadditions.org

Please tear off this page and return in enclosed envelope

Village of Martin's Additions

RECYCLING CONTAINER ORDER FORM

Martin's Additions will be purchasing new, larger covered recycle bins (Toters®) for all households. All Toters will be sandstone color. Each household is eligible for one Toter® at no cost.

THE BENEFITS OF THE NEW BINS:

- The bins have wheels for easy transport to the curb and lids for weather protection.
- The 32 gallon Toter® holds twice as much as the current blue bins. The 48 gallon Toter® holds 3 times as much!
- Our single-stream recycling services will be easier to use—everything into one container!
- You can still use the old blue bins alone or in combination, if you choose.



Your Toter Size Choices Are Shown Below:

32 Gallon Recycle Toter®

Size (l x w x h)	Load Weight	Wheel Diameter
24.25" x 19.25" x 38.50"	112 lbs	10"

Check here to order the 32 gallon size Toter®



48 Gallon Recycle Toter®

Size (l x w x h)	Load Weight	Wheel Diameter
28.75" x 23.50" x 37.50"	168 lbs	10"

Check here to order the 48 gallon size Toter®

To place your order, complete this form and return it to the Village Office in the enclosed envelope. You can also send an email to martinsadditions@verizon.net or phone at 301-656-4112, indicating which size (32 or 48 gallon) you have chosen and indicate your name and address. Samples of the containers are available for viewing in the Village Office.

Name

Address